



Annual financial report

2021

2021 in a financial overview

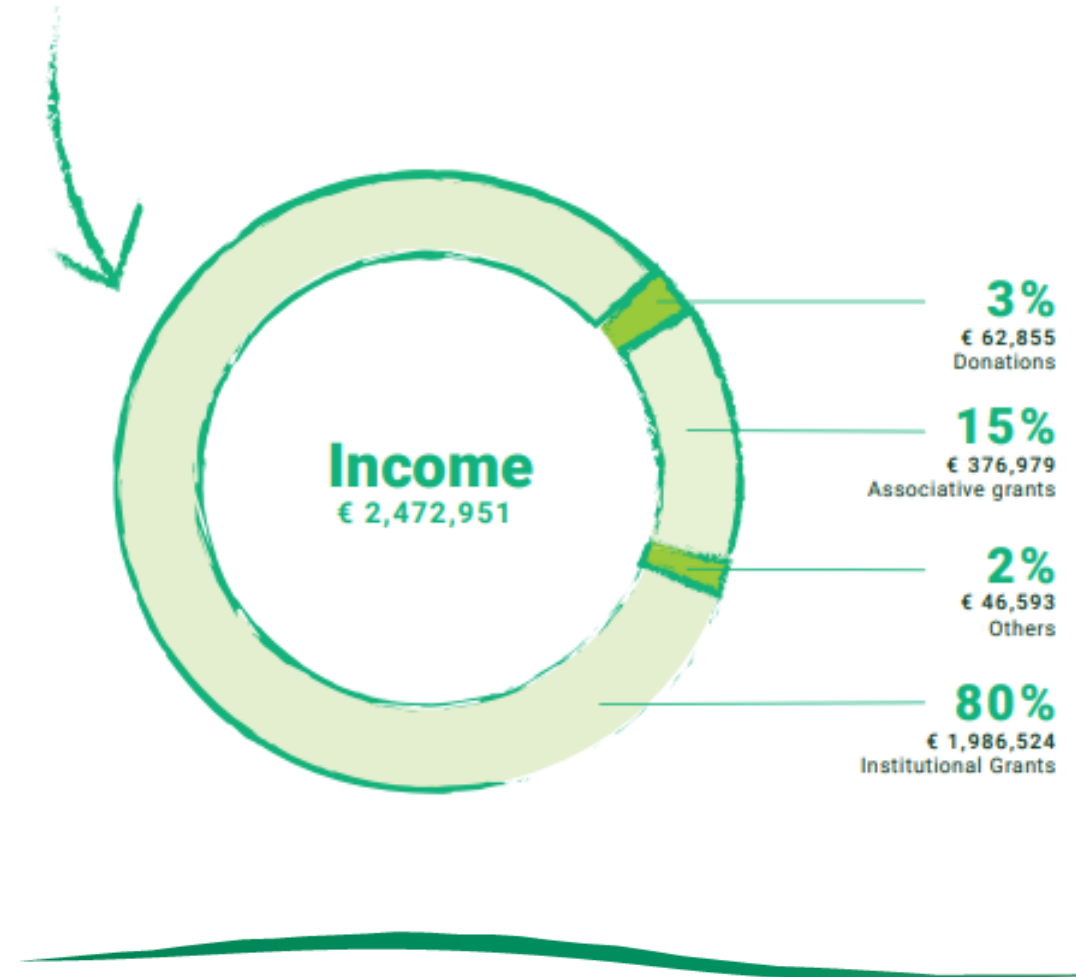
- KIYO can count on the financial support and generosity of institutions, associations, companies and private supporters.
- Your donations make the difference. Thanks to your support, KIYO and its partners are able to work on the empowerment of many children and youth worldwide.



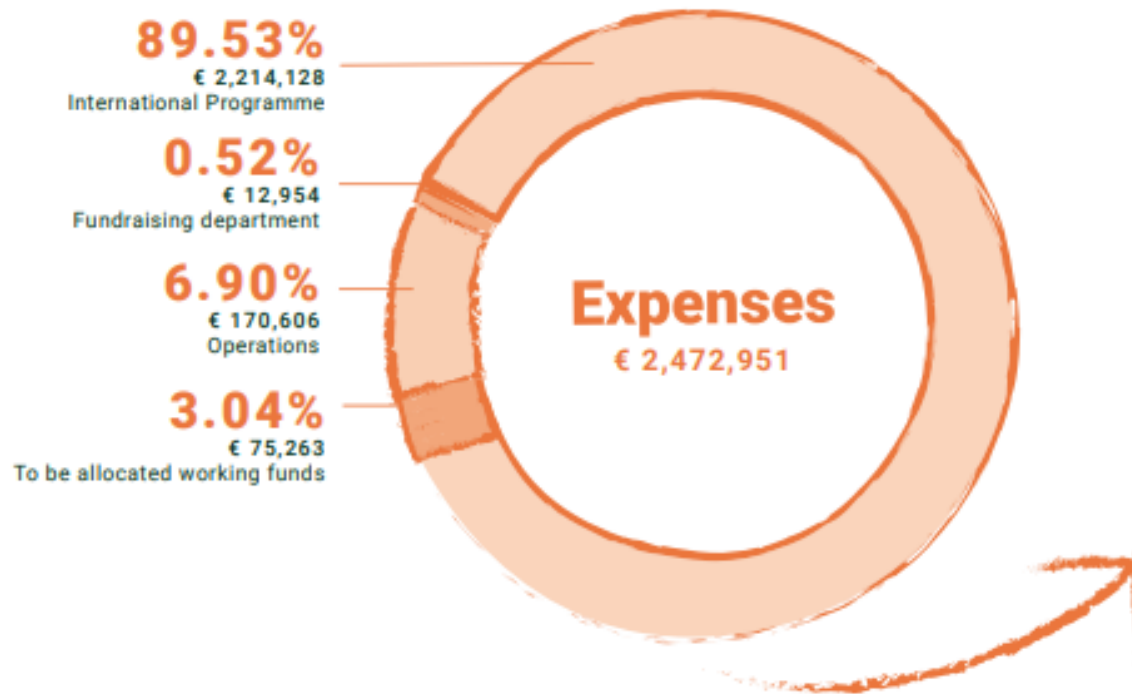
2021 in a financial overview

Which donations and grants did we receive in 2021?

- As in previous years, institutional grants are the main source of revenue for KIYO. Our two biggest institutional donors in 2021 were the Belgian Government (DGD) and the European Union. In 2021 they accounted for 80% of our total revenue.
- Furthermore, KIYO receives a lot of grants from associative associations and support groups. In 2021 they represented 15% of our 2021 revenue.
- And even though our private individual donations only represent 3% of our revenue for a small organisation like KIYO, they definitely make a difference.



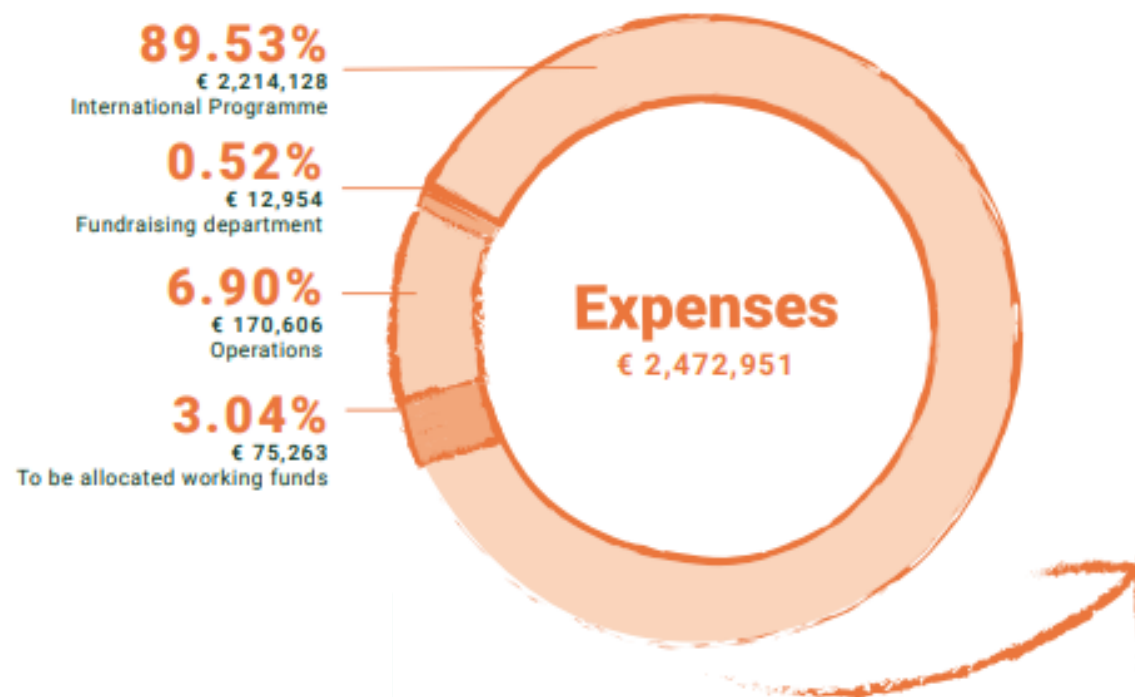
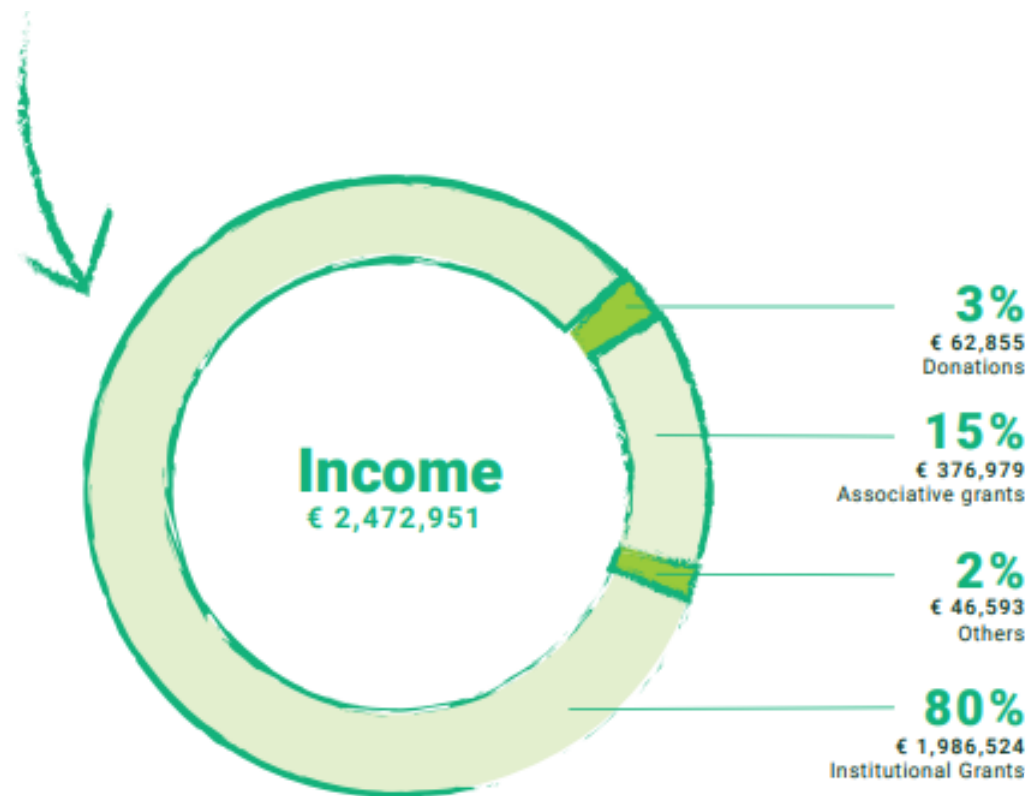
2021 in a financial overview



What did we do with these donations and grants in 2021?

- The main part of all donations and grants goes directly to our international programmes, namely 89.53%. The largest programme is our DGD programme called 'Standing up together for every one's rights' that we implement in Belgium, Brazil, Burundi, DR Congo, Morocco and the Philippines. Next to that, we also have a programme on the socio-economic integration of youth for peace and development supported by the European Union in Burundi.
- In addition 6.90% is spent on operations and 0.52% on fundraising. 3.04% are to be allocated working funds.

2021 in a financial overview



KIYO's annual accounts 2021

- Click [here](#) to download our annual accounts from the National Bank of Belgium.



Closing Accounts 2021 Internal Balance

Income Statement 2021		
Income (EUR)		2.472.951
Institutional Grants	DGD	1.803.863
	DGD JSF (JOINT STRATEGIC FRAMEWORK)	1.125
	EUROPEAN UNION	128.856
	WBI	6.562
	PROVINCE OF LIMBURG (VIA STEUNFONDS FILIPIJNEN OVERPE	6.000
	SOCIALE MARIBEL	21.061
	CITY OF ANTWERP	4.500
	CITY OF BRUSSELS - INTERNATIONAL SOLIDARITY	5.599
	Belgian Embassy	5.106
	VIA	3.572
	VIVO	280
TOTAL	1.986.524	
Associative Grants	11.11.11.	26.647
	King Baudouin Foundation	30.000
	MUNICIPALITY PUURS (LIMBURG)	1.500
	KARAMA SOLIDARITY	155.953
	KLM - WINGS OF SUPPORT	16.414
	SENSE FOUNDATION	7.995
	SOLIDARITY GROUP MUNICIPALITY OVERPELT	4.000
	ACODEV	3.993
	FOUNDATION SINT MARTINUS	24.000
	YOUCA	106.477
TOTAL	376.979	
Donations	DIRECT MAILING	49.277
	DONATIONS	13.579
	TOTAL	62.855
Others	TOTAL	46.593
Expenses (EUR)		2.397.688
Program DGD		2.073.405
Program EU - Burundi		130.499
Program Other		10.224
Fundraising department		12.954
Operations		170.606
Net Income (EUR)		75.263

- Our income statement 2021 shows a **positive result of € 75,263 to be allocated working funds.**
- Other income (€ 46,593) = Differences related to exchange rates and payments, exemption from withholding tax payment, subletting office space, membership fees, sales and services
- Programme Other (€ 12,954) = DGD JSF (Joint Strategic Framework) and Acodev programme

Closing Accounts 2021

Income Statement

2020 vs. 2021



EMPOWERING YOUTH TOGETHER

Income Statement 2020		
Income (EUR)		2.147.561
Institutional Grants	DGD	1.529.570
	DGD JSF (JOINT STRATEGIC FRAMEWORK)	6.955
	EUROPEAN UNION	151.302
	PROVINCE OF LIMBURG (VIA STEUNFONDS FILIPIJNEN OVERPELT)	1.500
	SOCIALE MARIBEL	20.000
	CITY OF ANTWERP	3.500
	CITY OF BRUSSELS - INTERNATIONAL SOLIDARITY	6.396
	BRUSSELS REGION	10.850
	VIA	2.252
	VIVO	288
	TOTAL	1.732.612
	Associative Grants	11.11.11.
BNP PARIBAS FORTIS FOUNDATION		9.541
MUNICIPALITY PUURS (LIMBURG)		9.000
KARAMA SOLIDARITY		175.813
KLM - WINGS OF SUPPORT		18.149
SOLIDARITY GROUP MUNICIPALITY OVERPELT		10.746
FOUNDATION SINT MARTINUS		24.000
YOUCA		50.478
TOTAL	318.005	
Donations	DIRECT MAILING	58.517
	DONATIONS	16.261
	TOTAL	74.778
Others	MEMBERSHIP FEE	130
	SALES AND SERVICES	10.739
	OTHER	11.297
	TOTAL	22.166

Income Statement 2021		
Income (EUR)		2.472.951
Institutional Grants	DGD	1.803.863
	DGD JSF (JOINT STRATEGIC FRAMEWORK)	1.125
	EUROPEAN UNION	128.856
	WBI	6.562
	PROVINCE OF LIMBURG (VIA STEUNFONDS FILIPIJNEN OVERPELT)	6.000
	SOCIALE MARIBEL	21.061
	CITY OF ANTWERP	4.500
	CITY OF BRUSSELS - INTERNATIONAL SOLIDARITY	5.599
	Belgian Embassy	5.106
	VIA	3.572
	VIVO	280
	TOTAL	1.986.524
Associative Grants	11.11.11.	26.647
	King Baudouin Foundation	30.000
	MUNICIPALITY PUURS (LIMBURG)	1.500
	KARAMA SOLIDARITY	155.953
	KLM - WINGS OF SUPPORT	16.414
	SENSE FOUNDATION	7.995
	SOLIDARITY GROUP MUNICIPALITY OVERPELT	4.000
	ACODEV	3.993
	FOUNDATION SINT MARTINUS	24.000
	YOUCA	106.477
TOTAL	376.979	
Donations	DIRECT MAILING	49.277
	DONATIONS	13.579
	TOTAL	62.855
Others	TOTAL	46.593

- Income 2021 higher than 2020 due to:
 - Increase in institutional grants (larger DGD programme) and associative grants supporting this programme

Closing Accounts 2021

Income Statement

2020 vs. 2021

Income Statement 2020	
Expenses (EUR)	2.124.416
Program DGD	1.742.795
Program EU - Burundi	146.175
Program Other	6.955
Fundraising department	19.817
Operations	208.675
Net Income (EUR)	23.145

Income Statement 2021	
Expenses (EUR)	2.397.688
Program DGD	2.073.405
Program EU - Burundi	130.499
Program Other	10.224
Fundraising department	12.954
Operations	170.606
Net Income (EUR)	75.263

- Costs 2021 higher than 2020 with the following variations:
 - Larger DGD programme
 - Lower costs fundraising department
 - Lower operations costs

Closing Accounts 2021 Conclusions

EXPENSES 2021 = € 2,397,688

- Increase of 12.8% (€ 273,272) compared to 2020 (€ 2,124,416)
- Full year of DGD and EU programme

INCOME 2021 : € 2,472,951

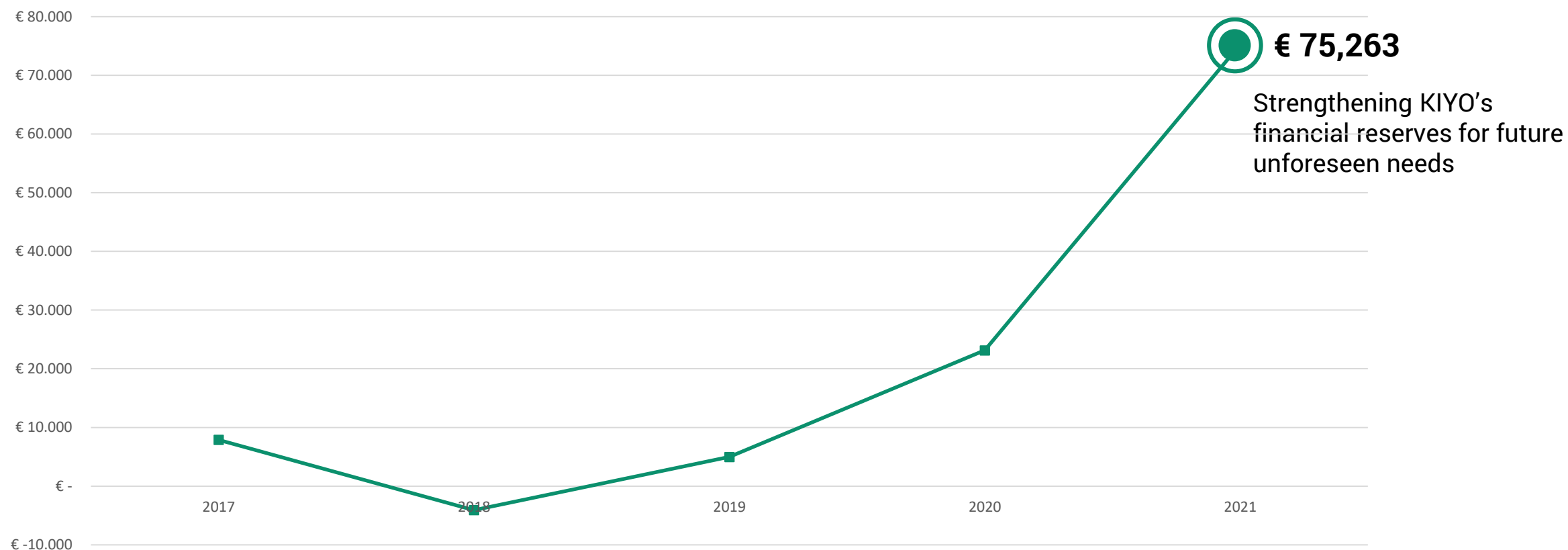
- Increase of 15.15% (€ 325,390) compared to 2020 (€ 2,147,561)
- Largest institutional grants from DGD (€ 1,803,863) and EU (€ 128,856)

RESULT 2021: € 75,263

- Strengthening KIYO's financial reserves for future unforeseen needs

KIYO's Result from 2017 until 2021

KIYO's Result



Closing Accounts 2021

Budget vs. Result

Actuals KIYO 2021			
Program/Department	Income	Expenses	Result
DGD	2.073.405	2.073.405	-
EU	123.048	130.499	-7.451
Other programme(s)	10.224	10.224	-
Unrestricted Fundraising	49.277	12.954	36.323
Structure	199.312	170.606	28.707
Exceptional Income	17.685		17.685
TOTAL	2.472.951	2.397.688	75.263
Budget KIYO 2021 - as approved by GA on 26/11/2020			
Program/Department	Income	Expenses	Result
DGD	2.130.489	2.152.599	-22.110
EU	226.365	226.365	-
Other programme(s)	12.000	12.000	-
New programme	30.000	30.000	-
Unrestricted Fundraising	56.785	21.000	35.785
Structure	224.578	210.658	13.920
TOTAL	2.680.217	2.652.622	27.595

- No EU cofinancing into DGD reporting
- No in-kind valorisation into DGD reporting
- Slow start of EU programme
- 20% own contribution DGD validated by auditor and finance committee
- Positive result thanks to lowering of structure costs and fundraising costs as well as an additional exceptional income

Balance Sheet as at 31/12/2021

Balance Sheet as at 31/12/2021 :
€ 1,076,552.62

- In 2021 the balance sheet total decreased with 54% (€ 1,277,278.40) compared to 2020 (€ 2,353,83.,02).
- This decrease has to do with the fact that our DGD programme (2017-2021) ended and the 'to be received funds' are no longer reflected in our balance (new programme only confirmed in 2022).
- As for the equity and liabilities side of the balance sheet, KIYO's own equity increased to € 182,930.92 which is an increase of 64% compared to 2020 (€ 112,182).

ASSETS	2020	2021
NON-CURRENT ASSETS	21.717	23.074
Property, plant & equipment	21.627	15.984
Financial assets	90	7.090
CURRENT ASSETS	2.332.114	1.053.478
Amounts receivable within one year	1.858.099	523.493
Cash	469.105	525.553
Accrued income and deferred charges	4.910	4.432
TOTAL ASSETS	2.353.831	1.076.553
EQUITY AND LIABILITIES	2020	2021
EQUITY	112.182	182.931
NON-CURRENT LIABILITIES		
CURRENT LIABILITIES	2.241.649	893.622
Short-term borrowings of more than one year		
Short-term borrowings of less than one year	176.698	312.845
Accrued income and deferred charges	2.064.951	580.777
TOTAL EQUITY AND LIABILITIES	2.353.831	1.076.553

Thank you,

Your support enabled us to change the lives of many children and youth around the world

With your support KIYO managed to develop youth into problem-solvers, decision-makers, and critical thinkers in both local and global contexts, which contributes to a nation's strength and progress.

Empowering Youth Together



EMPOWERING YOUTH TOGETHER



With the support of





kiyo

EMPOWERING YOUTH TOGETHER

QUESTIONS?

Take a look on our new website
www.kiyo-ngo.be !



@KIYOempoweringyouthtogether



<https://www.linkedin.com/company/kiyo-childrensrights-ngo>



info@kiyo-ngo.be