



Annual financial report

2022

2022 in a financial overview

- KIYO can count on the financial support and generosity of institutions, associations, companies and private supporters.
- Your donations make the difference. Thanks to your support, KIYO and its partners are able to work on the empowerment of many children and youth worldwide.



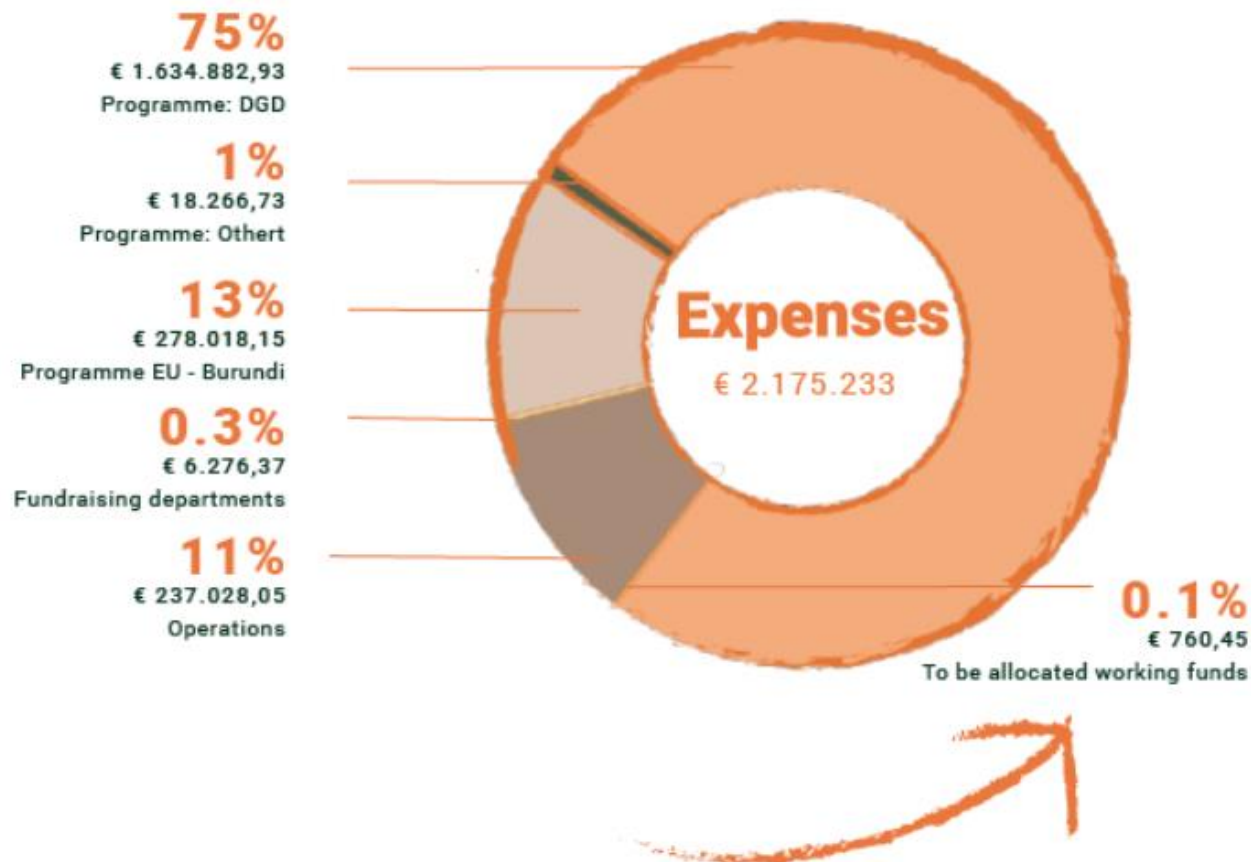
2022 in a financial overview

Which donations and grants did we receive in 2022?

- As in previous years, institutional grants are the main source of revenue for KIYO. In 2022 they accounted for 84% of our total revenue. Our two biggest institutional donors in 2022 were the Belgian Government (DGD) and the European Union.
- Furthermore, KIYO receives a lot of grants from associative associations and support groups. In 2022 they represent 12% of our revenue.
- And even though, our private individual donations only represent a limited part of our revenue. For a small organisation like KIYO, they definitely make a difference.



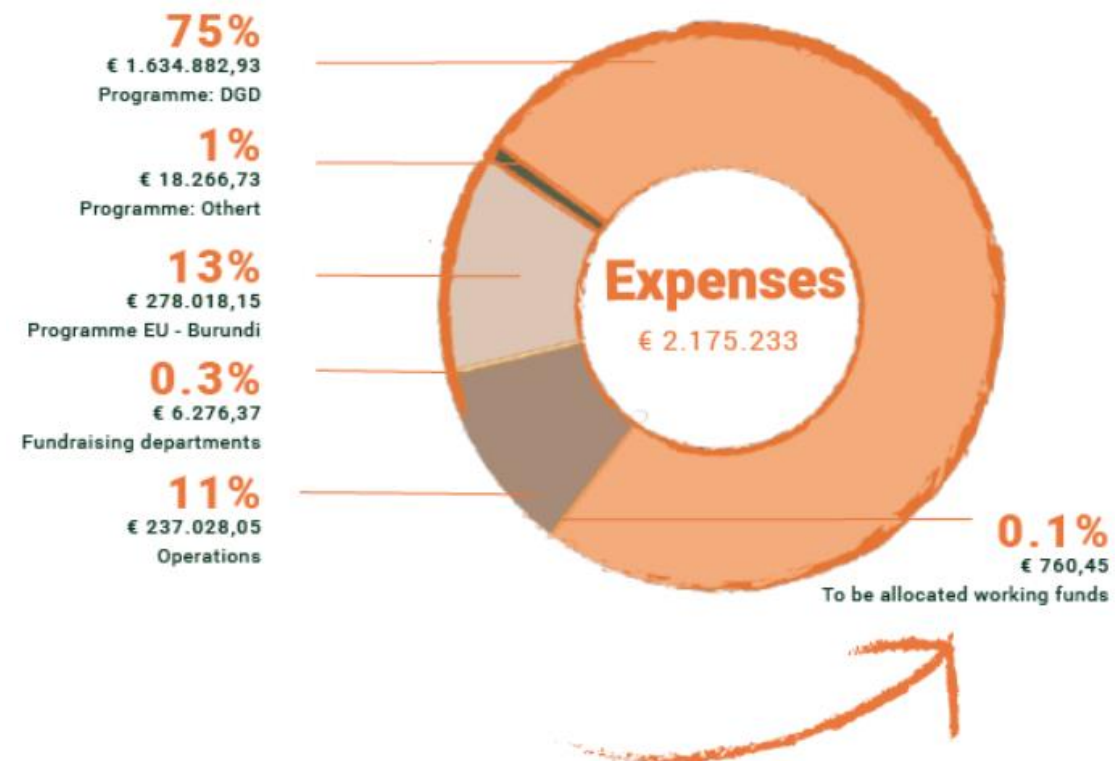
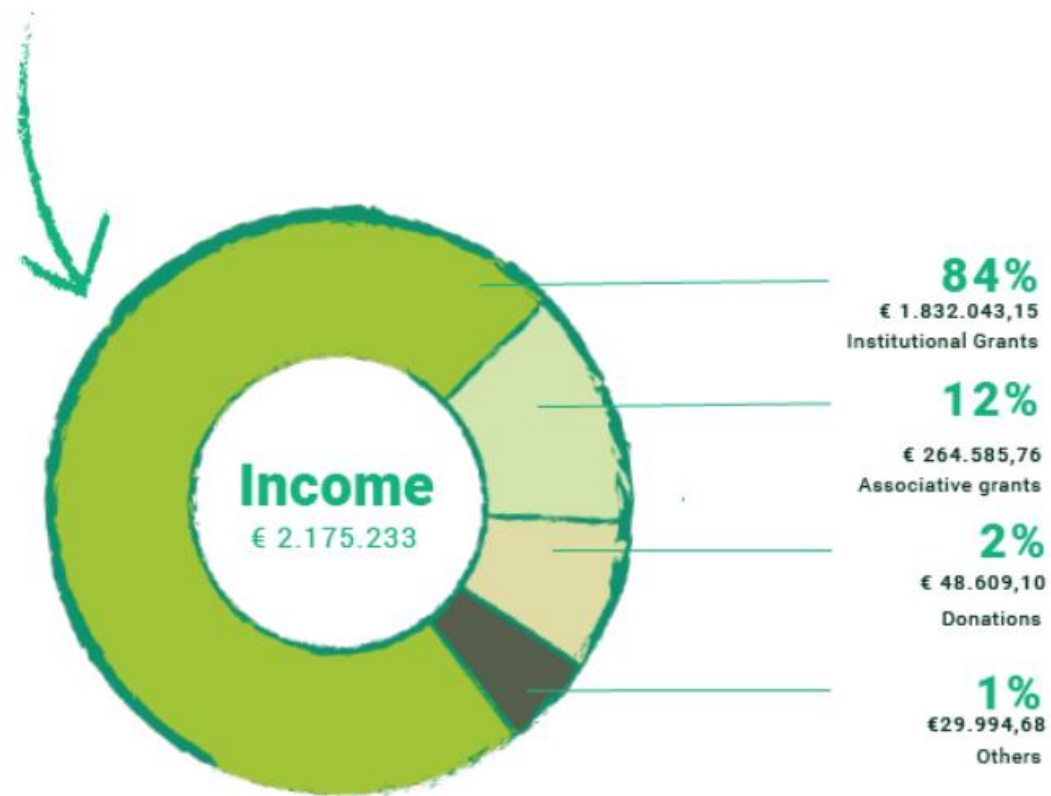
2022 in a financial overview



What did we do with these donations and grants in 2022?

- The main part of all donations and grants goes directly to our international programmes, namely 89%. The largest programme is our DGD programme called 'Empowering children and youth together globally' that we implement in Belgium, Brazil, Burundi, DR Congo and the Philippines. Next to that, we also have a programme on Youth socio-economic integration for peace and development supported by the European Union in Burundi.
- In addition in 2022 11% was spent on operations and management costs and 0.3% on fundraising.

2022 in a financial overview



KIYO's annual accounts 2022

- Click [here](#) to download our annual accounts from the National Bank of Belgium.



Closing Accounts 2022

Income statement

Income Statement 2022		
Income (EUR)		2.175.233
Institutional Grants	DGD	1.461.964
	EUROPESE UNIE	297.479
	WALLONIE-BRUXELLES INTERNATIONAL	3.899
	PROVINCIE LIMBURG (VIA STEUNFONDS FILIPIJNEN OVERPELT)	17.350
	SOCIALE MARIBEL	22.450
	STAD ANTWERPEN	5.000
	STAD BRUSSEL - INTERNATIONALE SOLIDARITEIT	8.000
	AMBASSADE NL (BURUNDI)	3.413
	VIA	3.348
	VIVO	9.140
TOTAL	1.832.043	
Associative Grants	11.11.11.	37.556
	KON. MATHILDEFONDS	5.000
	GEMEENTE PUURS (LIMBURG)	1.500
	KARAMA SOLIDARITY	59.341
	KLM - WINGS OF SUPPORT	13.842
	SOLIDARITEITSGROEP GEMEENTE OVERPELT	9.762
	ACODEV	2.753
	STICHTING SINT MARTINUS	24.000
	YOUCA	107.332
	SOROPTIMISTEN	500
	RT 25	3.000
TOTAL	264.586	
Donations	DIRECT MAILING	35.644
	DONATIONS	12.965
	TOTAL	48.609
Others	SALES AND SERVICES	690
	OTHER	29.305
	TOTAL	29.995
Expenses (EUR)		2.174.472
Program DGD		1.634.883
Program EU - Burundi		278.018
Program Other		18.267
Fundraising department		6.276
Operations		237.028
Net Income (EUR)		760

Closing Accounts 2022

Income Statement 2022 vs. 2021



EMPOWERING YOUTH TOGETHER

Income Statement 2022		
Income (EUR)		2.175.233
Institutional Grants	DGD	1.461.964
	EUROPESE UNIE	297.479
	WALLONIE-BRUXELLES INTERNATIONAL	3.899
	PROVINCIE LIMBURG (VIA STEUNFONDS FILIPIJNEN OVERPELT)	17.350
	SOCIALE MARIBEL	22.450
	STAD ANTWERPEN	5.000
	STAD BRUSSEL - INTERNATIONALE SOLIDARITEIT	8.000
	AMBASSADE NL (BURUNDI)	3.413
	VIA	3.348
	VIVO	9.140
	TOTAL	1.832.043
	Associative Grants	11.11.11.
KON. MATHILDEFONDS		5.000
GEMEENTE PUURS (LIMBURG)		1.500
KARAMA SOLIDARITY		59.341
KLM - WINGS OF SUPPORT		13.842
SOLIDARITEITSGROEP GEMEENTE OVERPELT		9.762
ACODEV		2.753
STICHTING SINT MARTINUS		24.000
YOUCA		107.332
SOROPTIMISTEN		500
RT 25		3.000
TOTAL		264.586
Donations	DIRECT MAILING	35.644
	DONATIONS	12.965
	TOTAL	48.609
Others	SALES AND SERVICES	690
	OTHER	29.305
	TOTAL	29.995

Income Statement 2021		
Income (EUR)		2.472.951
Institutional Grants	DGD	1.803.863
	DGD JSF (JOINT STRATEGIC FRAMEWORK)	1.125
	EUROPEAN UNION	128.856
	WBI	6.562
	PROVINCE OF LIMBURG (VIA STEUNFONDS FILIPIJNEN OVERPELT)	6.000
	SOCIALE MARIBEL	21.061
	CITY OF ANTWERP	4.500
	CITY OF BRUSSELS - INTERNATIONAL SOLIDARITY	5.599
	Belgian Embassy	5.106
	VIA	3.572
	VIVO	280
	TOTAL	1.986.524
Associative Grants	11.11.11.	26.647
	King Baudouin Foundation	30.000
	MUNICIPALITY PUURS (LIMBURG)	1.500
	KARAMA SOLIDARITY	155.953
	KLM - WINGS OF SUPPORT	16.414
	SENSE FOUNDATION	7.995
	SOLIDARITY GROUP MUNICIPALITY OVERPELT	4.000
	ACODEV	3.993
	FOUNDATION SINT MARTINUS	24.000
	YOUCA	106.477
	TOTAL	376.979
	Donations	DIRECT MAILING
DONATIONS		13.579
TOTAL		62.855
Others	TOTAL	46.593

- Lower income in 2022 due to:
 - Lower DGD programme (start up year)
 - Lower cofinancing (2022 is the last year of allocation of Karama Solidarity and leftovers from Youca)
 - Lower donations

Closing Accounts 2022

Income Statement 2022 vs. 2021

Income Statement 2020	
Expenses (EUR)	2.174.472
Program DGD	1.634.883
Program EU - Burundi	278.018
Program Other	18.267
Fundraising department	6.276
Operations	237.028
Net Income (EUR)	760

Income Statement 2021	
Expenses (EUR)	2 397 688
Program DGD	2 073 405
Program EU - Burundi	130 499
Program Other	10 224
Fundraising department	12 954
Operations	170 606
Net Income (EUR)	75 263

- 223k lower costs in 2022 compared with 2021:
 - Lower DGD programme: start up year of new programme
 - Higher EU programme: full implementation + additional activities took place already in 2022
 - Lower costs on fundraising department: move to procurios, no more DSC costs
 - Higher costs on operations: increase in salary costs (more on overhead due to lower management budget), higher provision holiday allowance, exchange rate variations and exceptional costs

Closing Accounts 2022 Conclusions

EXPENSES 2022 = € 2,174,472

- Decrease of 9,3% (€ 223,216) compared to 2021 (€ 2,397,688)
- Start up year of DGD and fully implemented EU program year

INCOME 2022 = € 2,175,233

- Decrease of 12.03% (€ 297,718) compared to 2021 (€ 2.472.951)
- Largest institutional grants from DGD (€ 1,461,964) and EU (€ 297,479) and lower donations (-15k €)

RESULT 2022: € 760.45

- Need for strengthening KIYO financial reserves remains

Closing Accounts 2022 Budget vs. Result (1/2)

Actuals KIYO 2022			
Program/Department	Income	Expenses	Result
DGD	1.627.393	1.634.883	-7.490
EU	278.018	278.018	-
Other programme(s)	18.267	18.267	-
Unrestricted Fundraising	39.584	6.276	33.308
Structure	211.971	237.028	-25.057
TOTAL	2.175.233	2.174.472	760,45
Budget KIYO 2022 - as approved by GA on 25/11/2021			
Program/Department	Income	Expenses	Result
DGD	1.881.348	1.901.597	-20.249
EU	274.000	274.000	-
Other programme(s)	4.000	5.000	-1.000
New programme	-	-	-
Unrestricted Fundraising	35.456	6.000	29.456
Structure	207.525	202.773	4.753
TOTAL	2.402.329	2.389.370	12.959

- Result of 760,45 €
- A small negative result on DGD programme (-7.490 € of cofinancing by unrestricted income)
- Total direct expenses DGD = 1.680.418,12
 - € 45.535,189 € of cofinancing paid by EU
 - Lower than budgetted (overall underspending due to start-up year)
- Total direct expenses EU = 308.909,05 €
 - 30.890,91 € of cofinancing paid by DGD
 - More activities implemented in 2022; will have an impact on 2023 budget

Closing Accounts 2022

Budget vs. Result (2/2)

Actuals KIYO 2022			
Program/Department	Income	Expenses	Result
DGD	1.627.393	1.634.883	-7.490
EU	278.018	278.018	-
Other programme(s)	18.267	18.267	-
Unrestricted Fundraising	39.584	6.276	33.308
Structure	211.971	237.028	-25.057
TOTAL	2.175.233	2.174.472	760,45
Budget KIYO 2022 - as approved by GA on 25/11/2021			
Program/Department	Income	Expenses	Result
DGD	1.881.348	1.901.597	-20.249
EU	274.000	274.000	-
Other programme(s)	4.000	5.000	-1.000
New programme	-	-	-
Unrestricted Fundraising	35.456	6.000	29.456
Structure	207.525	202.773	4.753
TOTAL	2.402.329	2.389.370	12.959

- Other: smaller subsidies on different programs not linked with programme implementation DGD = Noodhulp support Philippines and Acodev quality fund
- Unrestricted fundraising: funds that are directly linked with our mailing campaign + FR event in June
- Overhead costs:
 - more expenses allocated to overhead due to lower management costs budget
 - Higher salary costs and some exceptional costs

Balance Sheet as at 31/12/2022

Balance Sheet as at 31/12/2022 :
€ 693,855

- In 2022 the balance sheet total decreased with 35.5% (€ 382,698) compared to 2021 (€ 1,076,553).
- This decrease is a result of adapted valuation rules.
- As for the equity and liabilities side of the balance sheet, KIYO's own equity is at € 179,177.

ASSETS	2021	2022
NON-CURRENT ASSETS	23.074	17.432
Property, plant & equipment	15.984	10.342
Financial assets	7.090	7.090
CURRENT ASSETS	1.053.478	676.423
Amounts receivable within one year	523.493	492.299
Cash	525.553	180.140
Accrued income and deferred charges	4.432	3.984
TOTAL ASSETS	1.076.553	693.855
EQUITY AND LIABILITIES	2021	2022
EQUITY	182.931	179.177
NON-CURRENT LIABILITIES		
CURRENT LIABILITIES	893.622	514.677
Short-term borrowings of more than one year		
Short-term borrowings of less than one year	312.845	209.939
Accrued income and deferred charges	580.777	304.738
TOTAL EQUITY AND LIABILITIES	1.076.553	693.855

Thank you,

Your support enabled us to change the lives of many children and youth around the world

With your support KIYO managed to develop youth into problem-solvers, decision-makers, and critical thinkers in both local and global contexts, which contributes to a nation's strength and progress.

Empowering Youth Together

kiyo

EMPOWERING YOUTH TOGETHER





kiyo

EMPOWERING YOUTH TOGETHER

QUESTIONS?

Take a look on our new website
www.kiyo-ngo.be !



@KIYOempoweringyouthtogether



<https://www.linkedin.com/company/kiyo-childrensrights-ngo>



info@kiyo-ngo.be